



The Danish Food Cluster

I Fact on Danish farming and food industry

II Types of clusters

- Regional clusters
- Knowledge based clusters
- Competence clusters



Facts on Danish farming and food industry

- Number of holdings: 46.000
- Number of employees within the agricultural sector: 180.000
- Farmers own their own industries in form of co-operatives
- Exports of more than 2/3 of their production

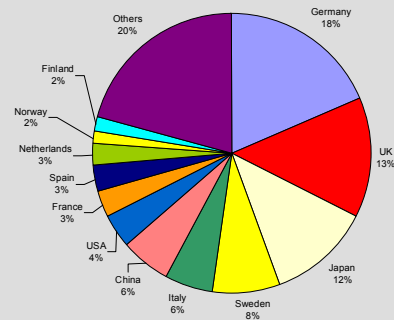


Number of holdings

	1990	2000	2010	Change in Pct. from 2000
Total no. of holdings	76.300	52.200	37.000	-29
Part time	41.000	30.700	23.500	-24
Full time	35.200	21.500	13.500	-37
of this: seeds	7.500	4.800	2.750	-43
cattle	18.600	10.000	5.000	-50
pigs	9.100	6.700	5.750	-14

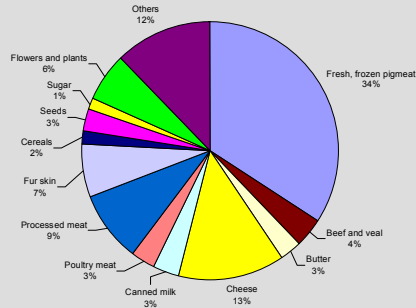


Agricultural export by countries 2004





Agricultural export by products 2004



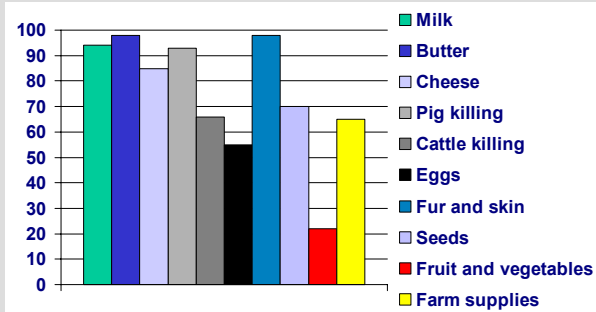
Agricultural and co-operative structural developments

	1903	1939	1964	1992	2002
Number of holdings	260.000	210.000	175.000	75.000	50.000
Co-operative dairies	1.046	1.399	904	23	13
Number of members	148.000	189.900	135.600	17.789	14.324*
Coop. Slaughterhouses	27	61	62	5	2
Number of members	65.824	194.065	133.088	36.020	23.520
Egg distributions	475	800	1.400	1	1
Number of members	33.000	42.600	60.000	170	93
Coop. Farm Suppliers		1.505	1.605	83	18
Number of members	30.000	95.306	107.100	47.000	46.422

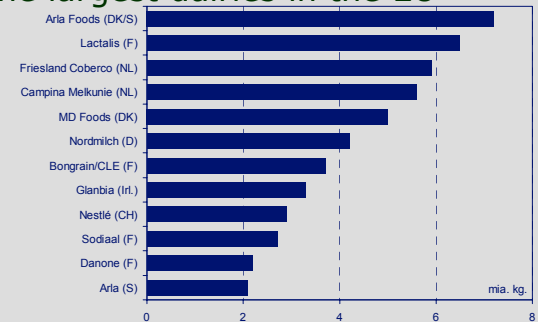
* Incl. Arla Foods Swedish co-operatives



Co-operative market share

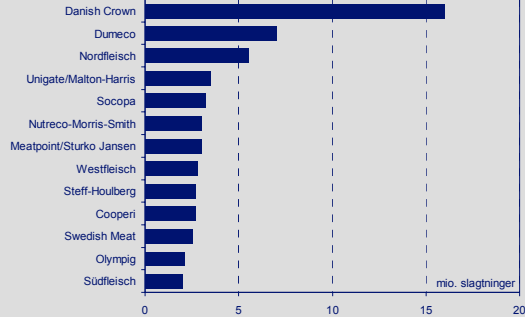


The largest dairies in the EU

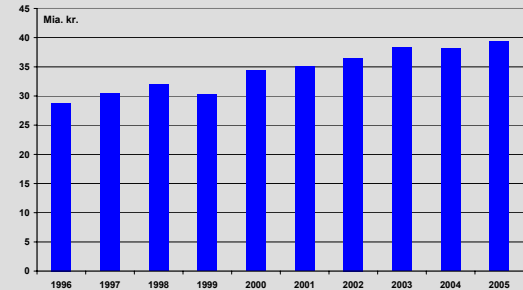




The largest slaughterhouses in the EU



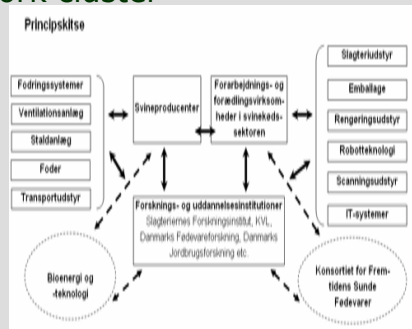
The Agri industrial export



Kilde: Danmarks Statistik og Landbruksraadet

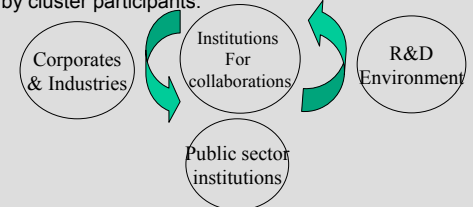


The pork cluster



Conclusion

- Governments can help foster a favorable business environment, companies and industries must ultimately achieve and sustain competition advantage
- Competence clusters must be actively orchestrated and managed by cluster participants.





- Competence clusters must be actively orchestrated and managed by cluster participants.

